



Statistics Bulletin

INTRODUCTION

This issue provides an overview of the operational performance of the ABSSB during the 4th quarter of 2015 and 2016. It shares details of Registration activities and the processing of both Short- and Long-term benefits.

Registration Activity

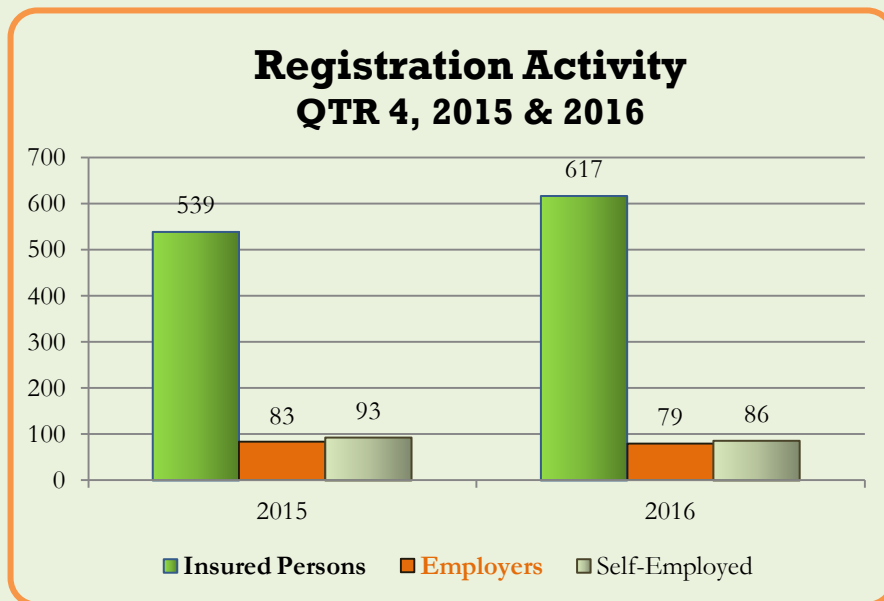


Figure 1

Figure 1 displays a breakdown of registration activity for the 4th quarter of 2015 and 2016 respectively. In the 4th quarter of 2016, newly insured persons totaled 617, indicating an increase of 14.5% relative to the same period of 2015. Conversely, Self-Employed and Employers registrations revealed a decrease of 7.5% and 4.8%, respectively. It is important to note that the largest proportions of new employers registered are Domestic businesses at 19%, followed by restaurants and bars at 15% during the 4th Qtr, 2016.

Insured Persons Registration

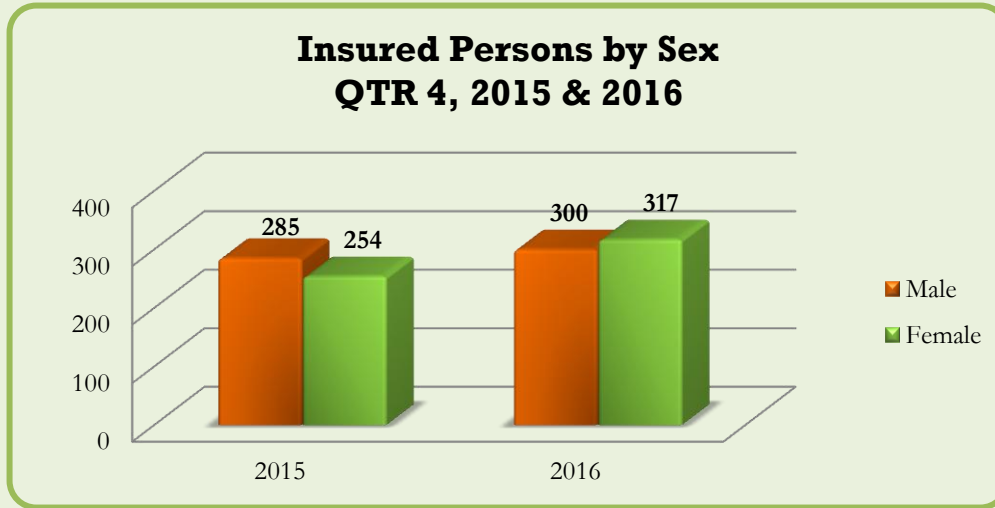


Figure 2

Figure 2 spotlights newly insured registrations by gender for the 4th quarter of 2015 and 2016 respectively. Both male and female registrations increased by **5.3%**, and **25%**, respectively

Table 1: Insured Persons by Age Group & Sex

Age Group	2015		2016	
	Male	Female	Male	Female
16-19	81	89	129	136
20-29	139	105	93	102
30-39	25	29	42	42
40-49	22	21	23	26
50-59	18	10	13	11

Table 1 displays the figures of persons by age group and sex. The age cohort 16-19 had the highest number of insured persons registered in 4th quarter 2016. This shows that both male and female registration increased by **59.3%** and **52.8%** respectively when compared to 4th quarter 2015.

Table 2: Insured Persons by Nationality

Nationality	Quarter 4 2015	Quarter 4 2016
Antigua & Barbuda	322	324
OECS	83	80
CARICOM ¹	73	139
International	61	74
Total	539	617

Table 3: Insured Persons by Country of Birth

Country of Birth	Quarter 4 2015	Quarter 4 2016
Antigua & Barbuda	273	282
OECS	86	76
CARICOM ²	89	156
International	91	103
Total	539	617

Tables 3 and 4 highlight newly insured persons by nationality and country of birth, respectively. Registration of CARICOM nationals increased significantly by 90.4% in QTR 4, 2016 relative to the same period in 2015. Further, persons born within CARICOM countries also, increased by 75.3% relative to the same period in 2015.

¹ CARICOM - non OECS

² See footnote 1

Benefits Activity

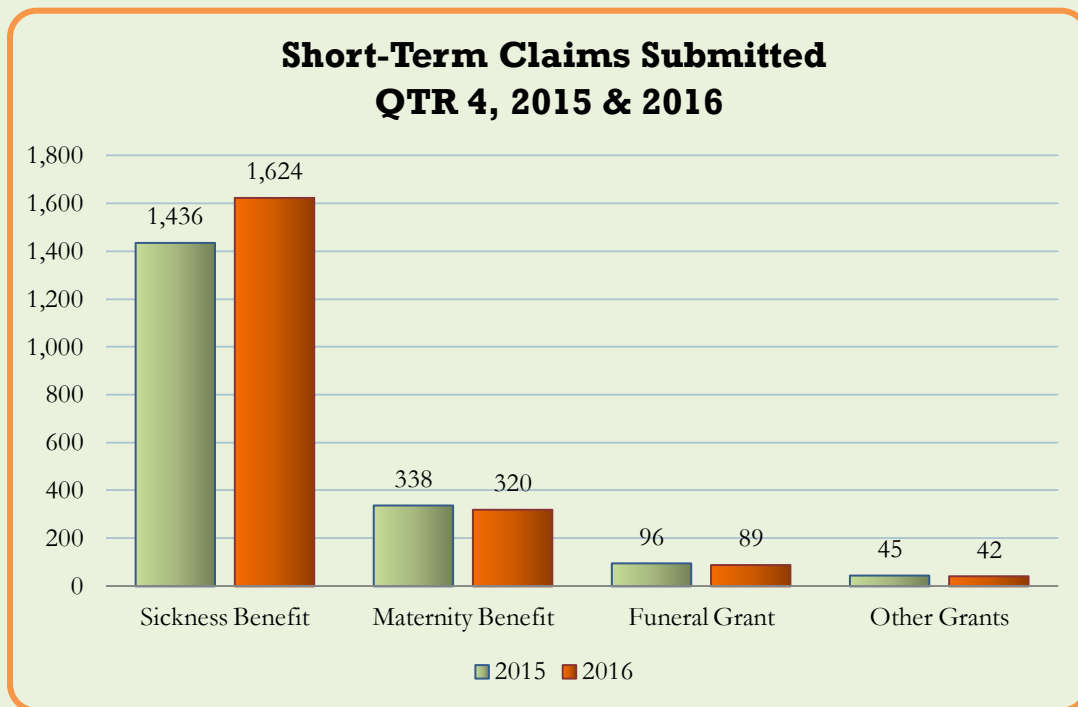


Figure 3

Figure 3 indicates the submission of short-term benefits by type. **Sickness Benefit** accounted for **78%** of short-term claims that were submitted during the 4th quarter of 2016 showing a **13%** increase relative to 2015. In contrast, **Maternity Benefit** had a minor decrease of **5%** in 2016, comparative to 4th quarter, 2015. Funeral and Other Grants both saw decreases of approximately **7%**, respectively in 2016.

Pension Profile

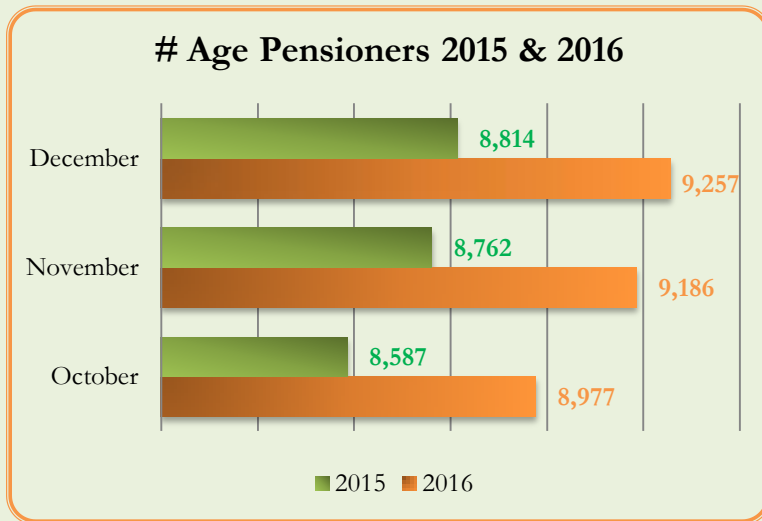


Figure 4 shows the number of persons in receipt of an Age Pension for 4th QTR 2015 and 2016 by month.

Figure 4

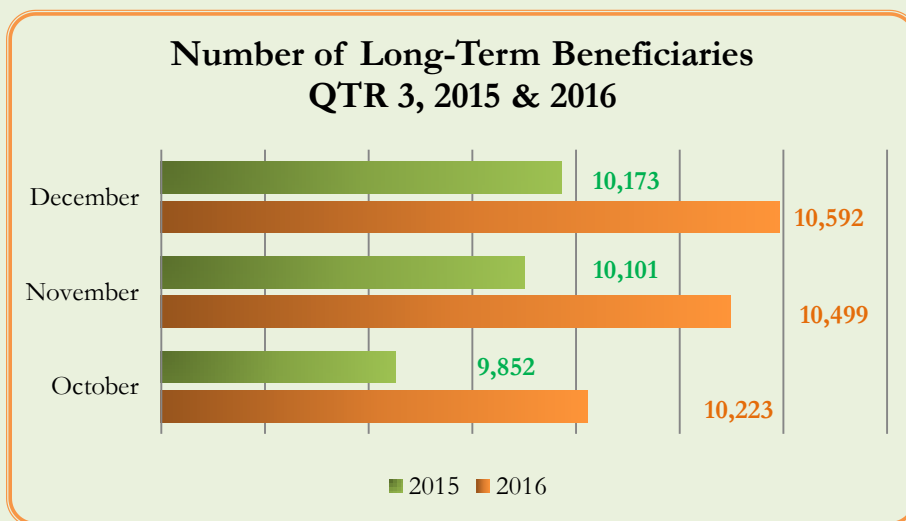


Figure 5 illustrates the total long-term beneficiaries in receipt of a monthly pension during the 4th quarter of the respective years.

Figure 5