



# Statistics Bulletin

## INTRODUCTION

This issue provides an overview of the operational performance of the ABSSB during the 3<sup>rd</sup> quarter of 2015 and 2016. It shares details of Registration activities and the processing of both Short- and Long-term benefits.

### Registration Activity

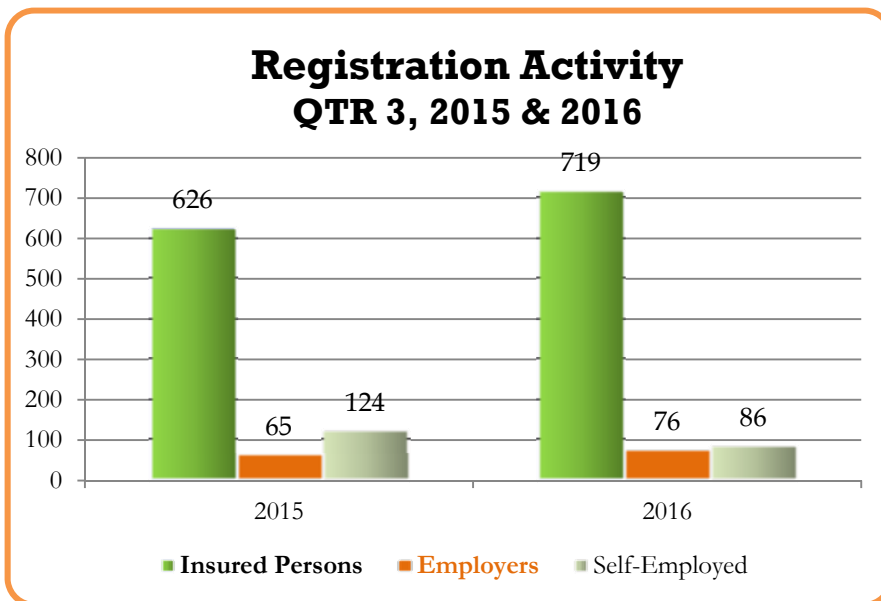
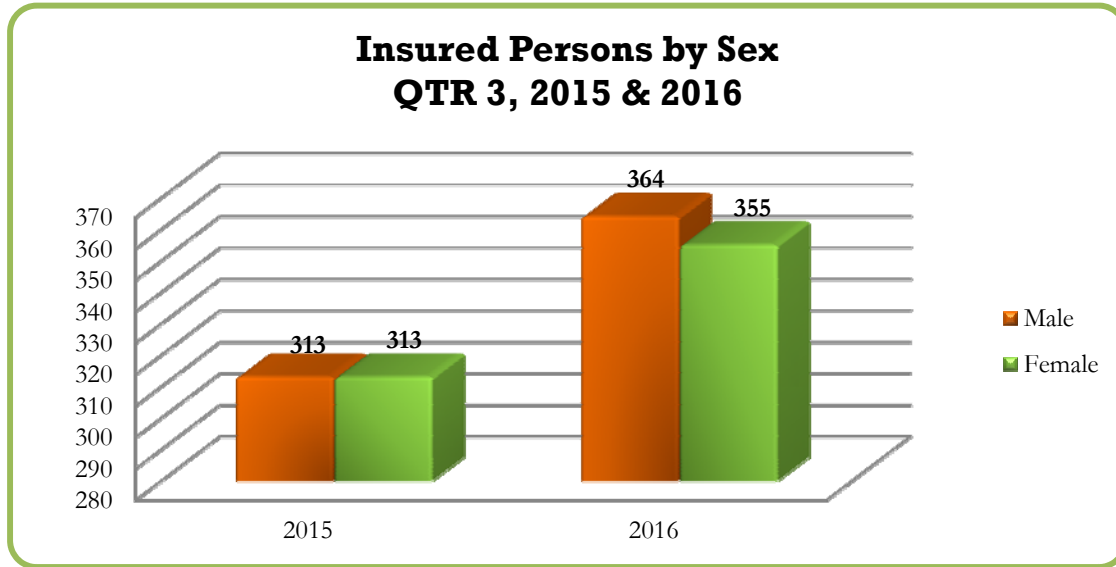


Figure 1

Figure 1 displays a breakdown of registration activity for the 3<sup>rd</sup> quarter of 2015 and 2016 respectively. In the 3<sup>rd</sup> quarter of 2016, newly insured persons totaled **719**, indicating an increase of **14.9%** relative to the same period of 2015. Conversely, Self-Employed registration revealed a decrease of **30.6%**, while employer’s registration increased by **16.9%**. During this review period, employers with domestic employees constituted the largest number of newly registered employers at **23.7%**

**Insured Persons Registration**



**Figure 2**

*Figure 2* spotlights newly insured registrations by sex for the 3<sup>rd</sup> quarter of 2015 and 2016 respectively. Both male and female registrations increased by **16.3%**, and **13.4%**, respectively in 2016.

**Table 1: Insured Persons by Nationality 2015 & 2016**

Nationality	Quarter 3 2015	Quarter 3 2016
Antigua & Barbuda	393	418
OECS	74	78
CARICOM <sup>1</sup>	77	133
International	82	90
<b>Total</b>	<b>626</b>	<b>719</b>

**Table 2: Insured Persons by Country of Birth 2015 & 2016**

Country of Birth	Quarter 3 2015	Quarter 3 2016
Antigua & Barbuda	329	364
OECS	78	77
CARICOM <sup>2</sup>	103	158
International	116	120
<b>Total</b>	<b>626</b>	<b>719</b>

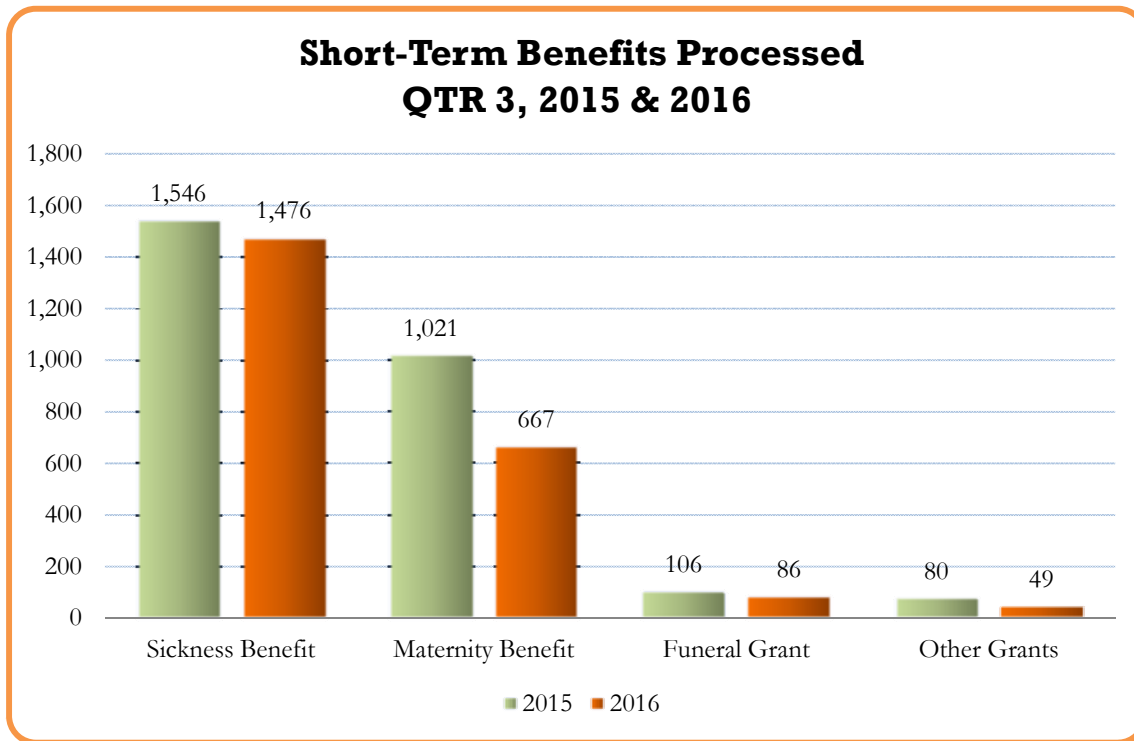
Tables 1 and 2 highlight newly insured totals by nationality and country of birth, respectively. Registration of CARICOM nationals increased significantly by 72.7% in QTR 3, 2016 relative to the same period in 2015.

Persons born within CARICOM also increased by 53.4% 3<sup>rd</sup> Quarter 2016, comparative to the same period in 2015.

<sup>1</sup> CARICOM - non OECS

<sup>2</sup> See footnote 1

**Benefits Activity**



**Figure 3**

*Figure 3* displays short-term benefits processed by type. **Sickness Benefit** accounted for **65%** of short-term claims processed showing, a slight decrease of roughly **5%** relative to 2015.

In addition, **Maternity Benefit** also registered a decrease of **35%** in claims processed in 2016, comparative to 3<sup>rd</sup> quarter, 2015, while Funeral and Other Grants decreased by approximately **19%** and **39%**, respectively in 2016 when compared to the same period in the previous year.

**Pension Profile**

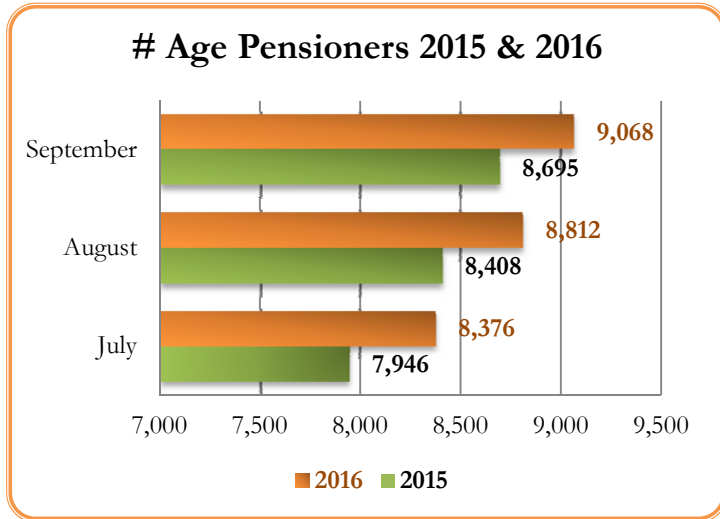


Figure 4 shows the number of persons in receipt of an Age Pension for 3<sup>rd</sup> QTR 2015 and 2016.

Figure 4

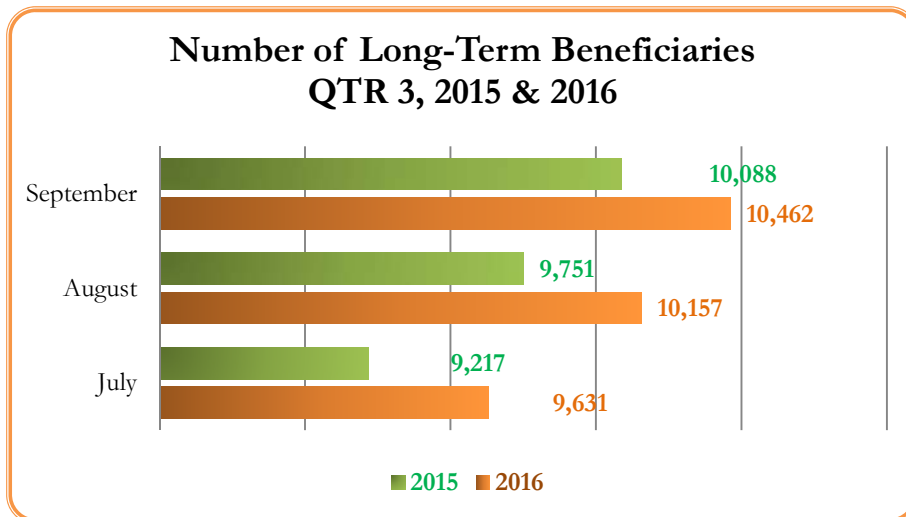


Figure 5 illustrates the total beneficiaries in receipt of a monthly pension during the 3<sup>rd</sup> quarter of the respective years.

Figure 5