



Statistics Bulletin

Introduction

This publication provides an overview of the operational performance of the ABSSB during the 1st quarter of 2015 and 2016. It shares details of Registration activities and the processing of both Short- and Long-term benefits.

Registration Activity

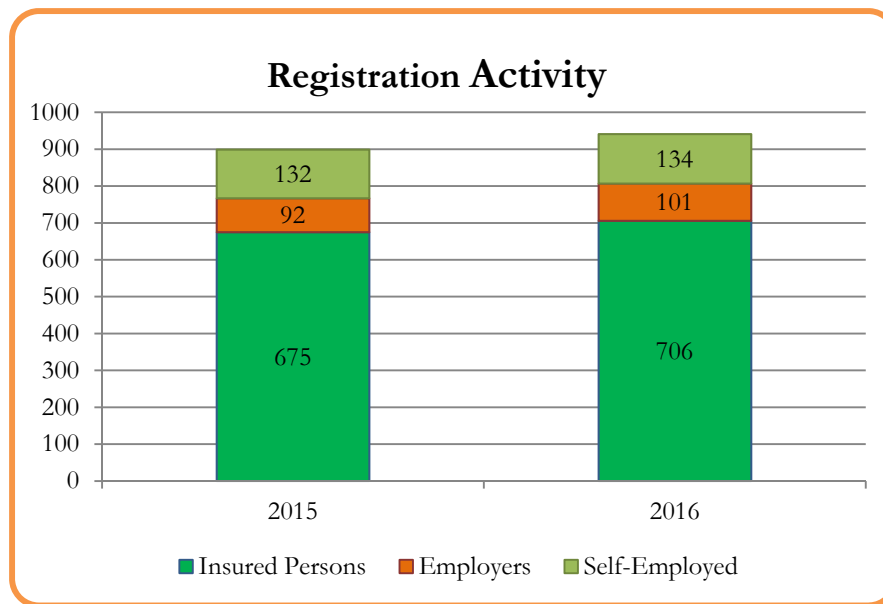


Figure 1

Figure 1 shows a breakdown of registration activity for the 1st quarter of 2015 and 2016 respectively. In the 1st quarter of 2016, Self-Employed registrants totaled **134**, indicating an increase of **1.5%** relative to the same period of 2015. The Employers registration showed an increase by **9.7%**. It bears mentioning that **38.6%** of employers registered owned *Restaurants*, followed by those employing domestic help which accounted for **30.6%**.

Insured Persons Registration

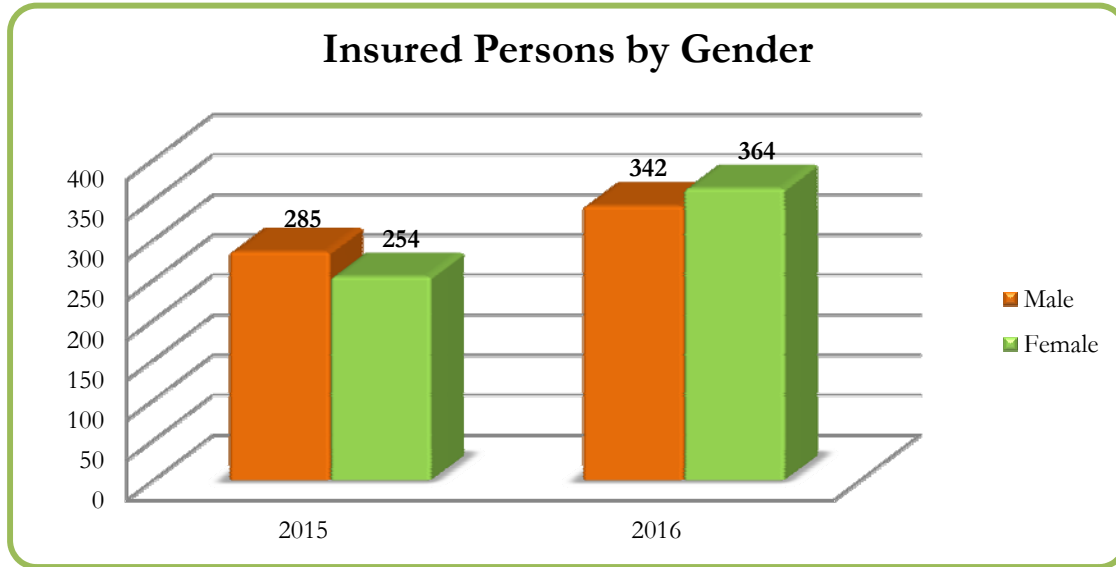


Figure 2

Figure 2 shows insured registered persons by gender during the 1st quarter of 2015 and 2016 respectively. Male registration increased by **20%**, and female registration saw an increase of **43.3%** in 2016.

Table 1: Insured Persons by Nationality 2015 & 2016

Nationality	Quarter 1 2015	Quarter 1 2016
Antigua & Barbuda	330	292
OECS	103	93
Non - OECS ¹	120	221
International	122	100
Total	675	706

Table 1 displays the number of new insured persons with the ABSSB by nationality. There was a decrease of *Antiguan & Barbudan* nationals by **11.5%** relative to the same period in 2015. Conversely, Non –OECS nationals saw an increase of **84%** in 2016 relative to 1st quarter, 2015.

¹ Other CARICOM Territories

Benefits Activity

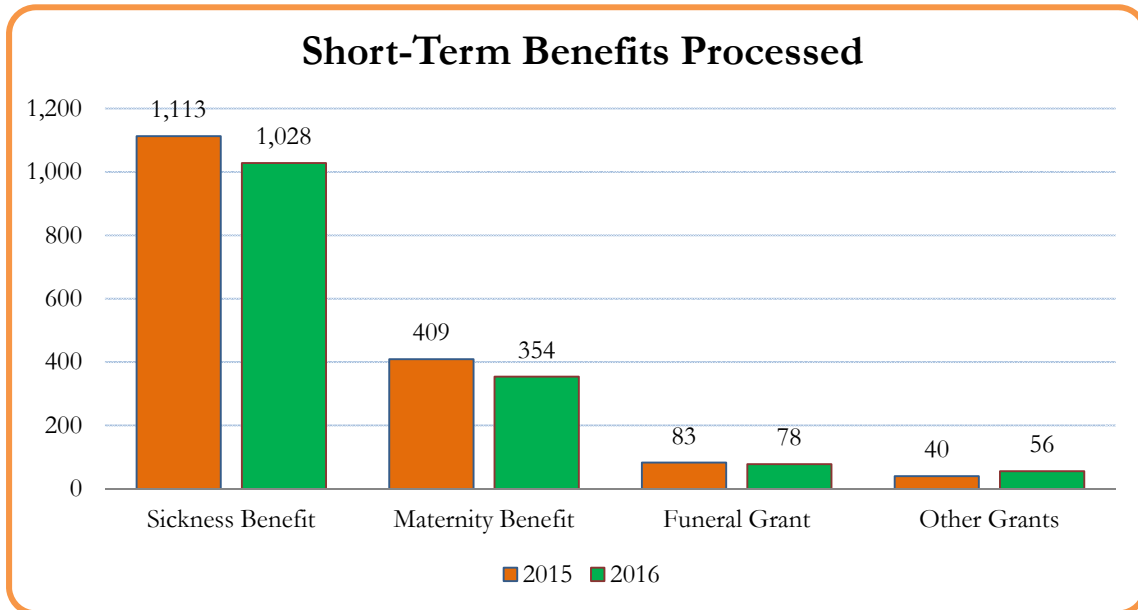


Figure 3

Figure 3 indicates the type of short-term benefits processed by the ABSSB. **Sickness Benefit** accounted for **73.4%** of short-term claims that were submitted during the 1st quarter of 2016. However, there was a decrease of **7.6%** relative to the same period in 2015. **Maternity Benefit** also, showed a decrease of **13.4%** in 2016, comparative to quarter 1, 2015.

Pension Profile

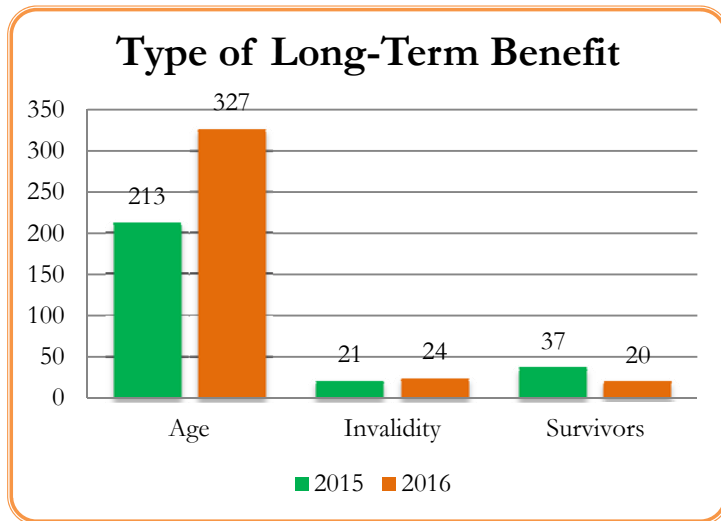


Figure 4 shows the type of new pensions processed for the 1st quarter. A total of **213** former contributors qualified for an Age pension in 2015. Further, in 2016, there was a notable increase of **53.5%** for new **Age** pension awardees.

Figure 4

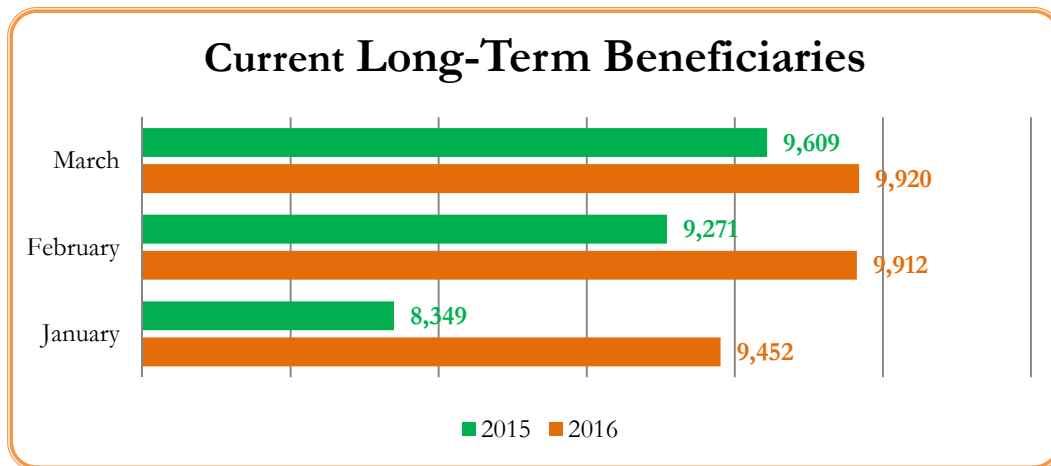


Figure 5

Figure 5 illustrates the total pensioners in receipt of a monthly pension during the 1st quarter of the respective years.