



Introduction

This publication provides an overview of the operational performance of the ABSSB. It gives detail of the Registration activity and the processing of both short- and long-term benefits during the 2nd quarter of 2014 and 2015.

Registration Activity

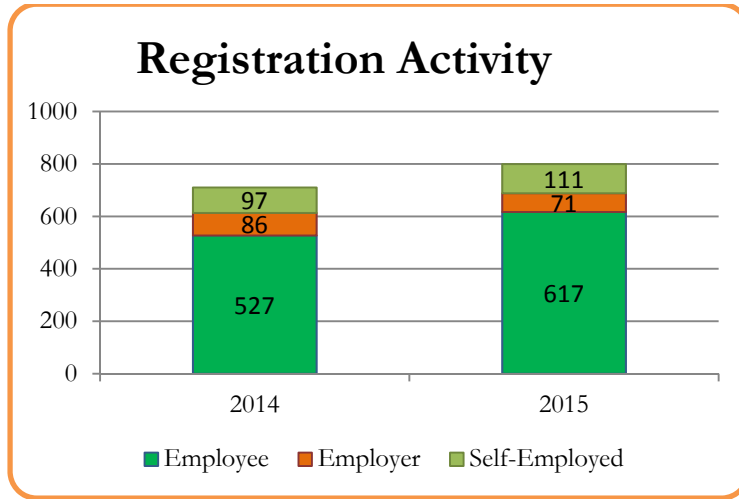


Figure 1 shows a breakdown of the registration activity for the 2nd quarter of 2014 and 2015 respectively. For the 2nd quarter 2015, Self Employed registrants totaled **111**, indicating an increase of **14.4%** relative to the same period of 2014.

Figure 1

Table 1: Registrants by Nationality 2014

Nationality	April	May	June
Antigua & Barbuda	119	132	141
OECS	7	8	4
Non - OECS ¹	22	20	22
International	25	13	14
Total	173	173	181

¹ CARICOM Territories

Table 2: Registrants by Nationality 2015

Nationality	April	May	June
Antigua & Barbuda	103	99	170
OECS	26	18	40
Non - OECS ²	29	34	23
International	31	19	25
Total	189	170	258

Tables 1 and 2, show the number of new registrants with the ABSSB by nationality. There was an increase of total registration by **17.1%** in 2015 relative to the 2nd quarter, 2014.

Benefits Activity

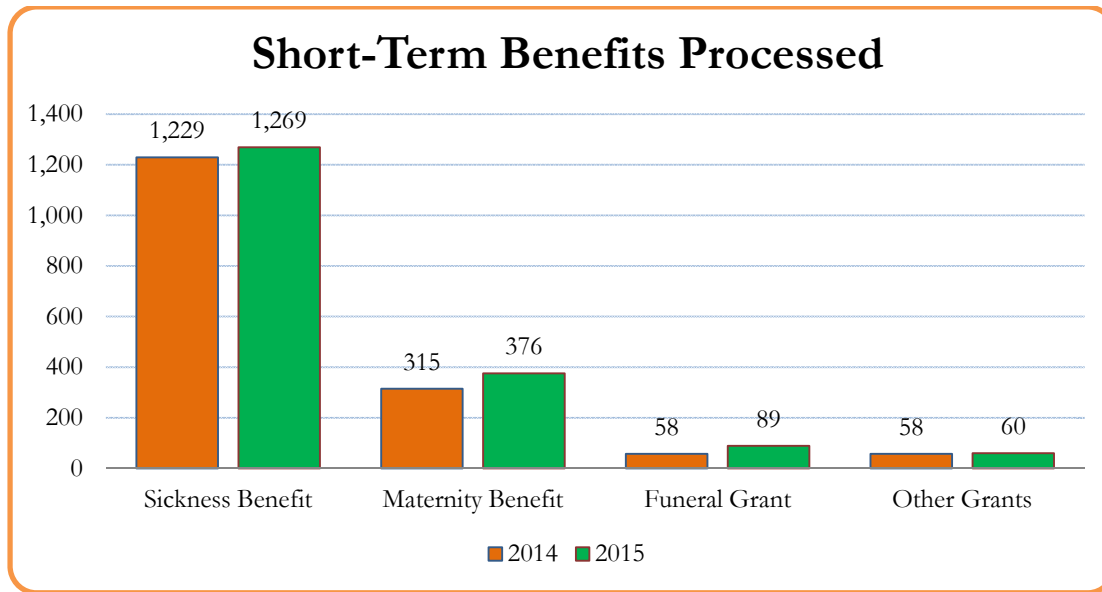


Figure 2

Figure 2 indicates the type of short - term benefits that were processed by the ABSSB. **Sickness** benefit accounted for **74%** of the short – term claims that were submitted during the 2nd quarter, 2014 and **71%** in 2015.

Pension Profile

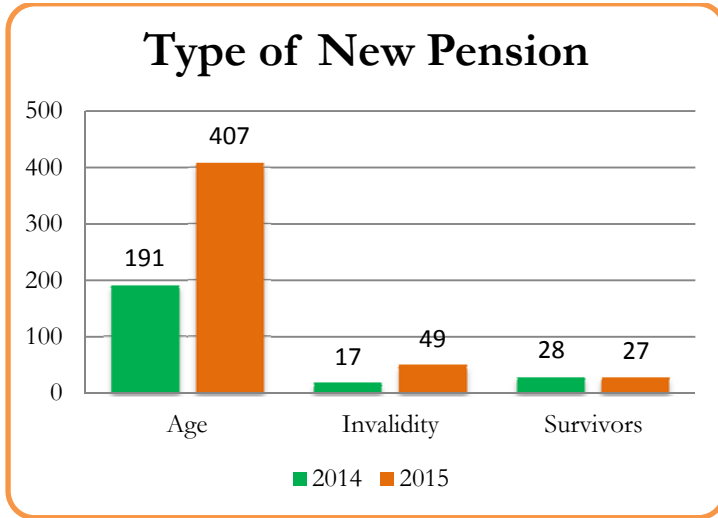


Figure 3 shows the type of new pensions that were processed. A total of **191** former contributors qualified for an Age pension in 2014. Similarly, in 2015, there was a significant increase of **113.1%** of Age pension claims made.

Figure 3

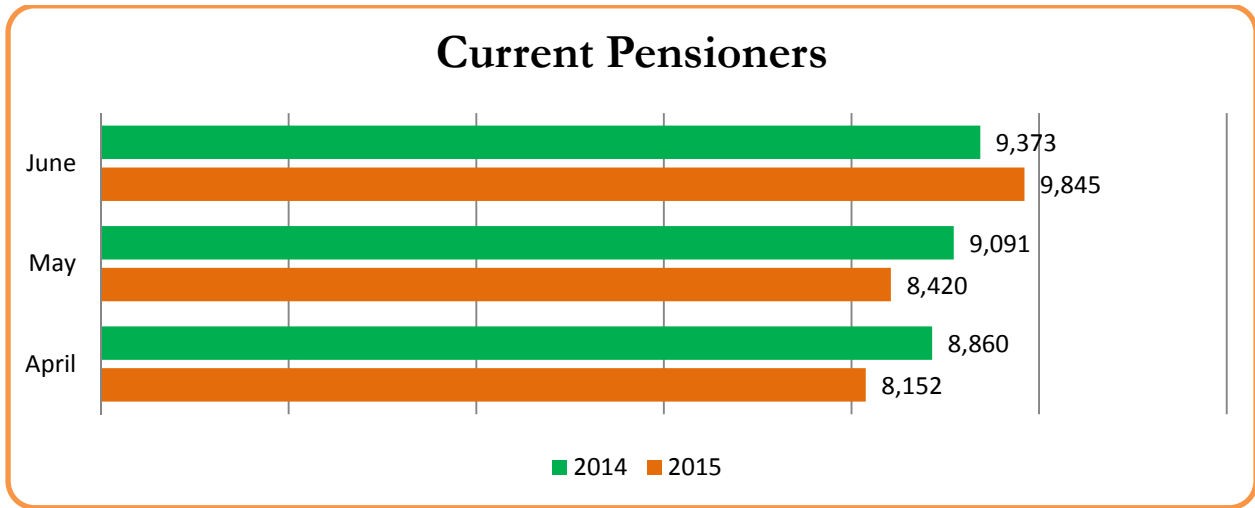


Figure 4

Figure 4 indicates the number of pensioners receiving a monthly pension during the 2nd quarter for the respective years.