



# Statistics Bulletin

## INTRODUCTION

This issue provides an overview of the operational performance of the ABSSB during the 2<sup>nd</sup> quarter of 2015 and 2016. It shares details of Registration activities and the processing of both Short- and Long-term benefits.

### Registration Activity

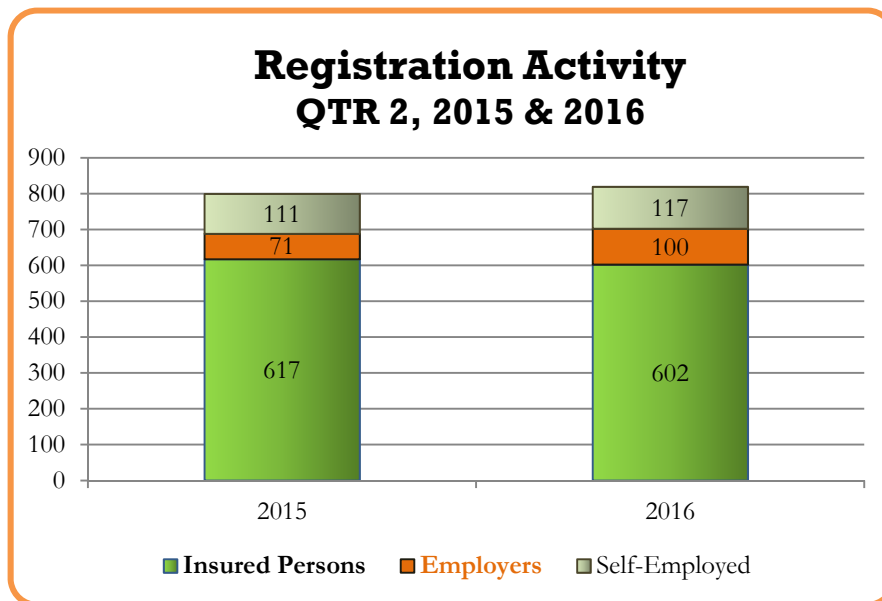
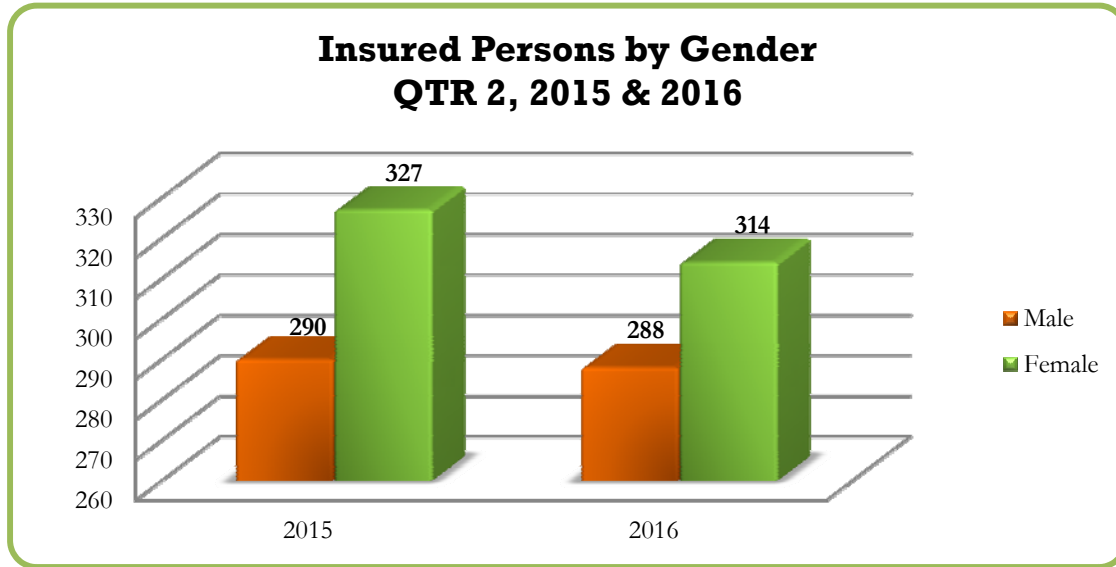


Figure 1

Figure 1 displays a breakdown of registration activity for the 2<sup>nd</sup> quarter of 2015 and 2016 respectively. In the 2<sup>nd</sup> quarter of 2016, newly insured persons totaled **602**, indicating a decrease of **2.4%** relative to the same period of 2015. Conversely, both employers and self employed registrations revealed increases of **40.8%** and **5.4%**, respectively. It bears mentioning that the largest proportion of new employers registered as Domestic businesses at **22%**, followed by new employers in Retail Trade at **19%**, during this review period.

**Insured Persons Registration**



**Figure 2**

*Figure 2* spotlights newly insured registrations by gender for the 2<sup>nd</sup> quarter of 2015 and 2016 respectively. Both male and female registrations shared a decrease of **0.7%**, and **4.0%**, respectively in 2016.

**Table 1: Insured Persons by Nationality 2015 & 2016**

Nationality	Quarter 2 2015	Quarter 2 2016
Antigua & Barbuda	372	347
OECS	84	63
CARICOM <sup>1</sup>	86	121
International	75	71
<b>Total</b>	<b>617</b>	<b>602</b>

**Table 2: Insured Persons by Country of Birth 2015 & 2016**

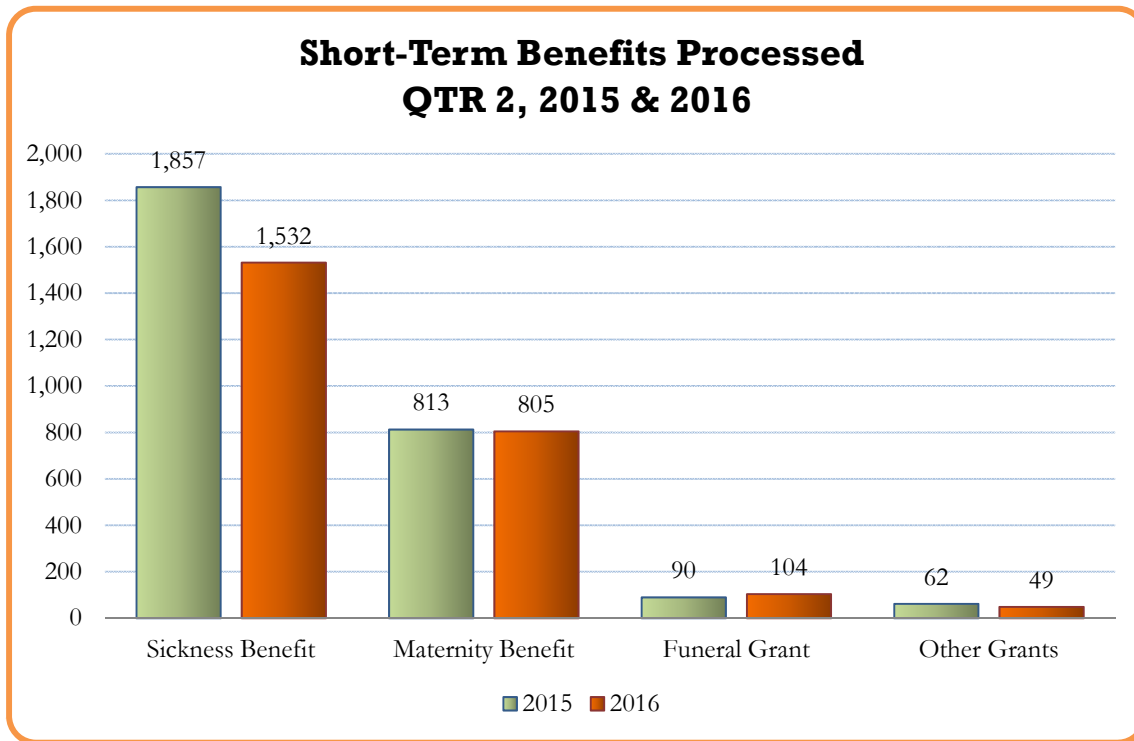
Country of Birth	Quarter 2 2015	Quarter 2 2016
Antigua & Barbuda	314	296
OECS	84	64
CARICOM <sup>2</sup>	107	132
International	112	110
<b>Total</b>	<b>617</b>	<b>602</b>

Tables 1 and 2 highlight newly insured totals by nationality and country of birth, respectively. Registration of persons born in Antigua & Barbuda declined by approximately 6% in QTR 2, 2016 relative to the same period in 2015. Registration of Antiguan & Barbudan nationals also declined relative to the same period in 2015 by approximately 7%. Conversely, CARICOM nationals saw a registration increase of 40.7% in 2016 relative to 2<sup>nd</sup> quarter, 2015.

<sup>1</sup> CARICOM - non OECS

<sup>2</sup> See footnote 1

**Benefits Activity**



**Figure 3**

*Figure 3* indicates short-term benefits processed by type. **Sickness Benefit** accounted for **62%** of short-term claims that were processed during the 2<sup>nd</sup> quarter of 2016 a slight decrease of **4%** relative to 2015. In addition, **Funeral Grants** showed an increase of **16%** in 2016, comparative to 2<sup>nd</sup> quarter, 2015. On the other hand, **Maternity Benefit** and **Other Grants** both saw decreases of approximately **1%** and **21%**, respectively in 2016.

**Pension Profile**

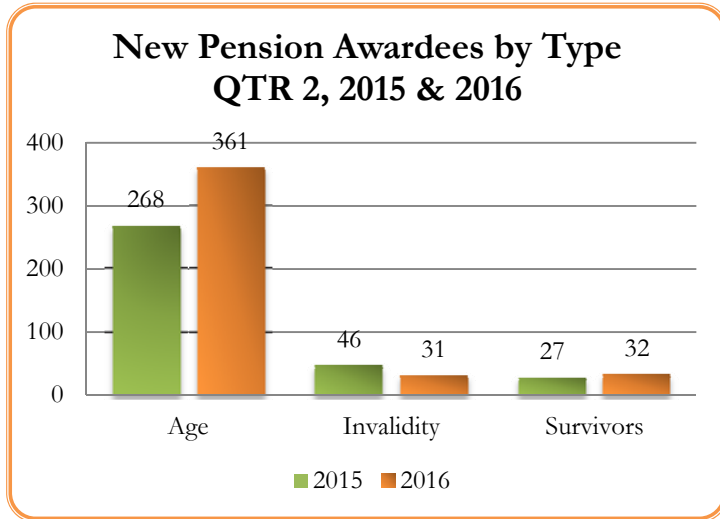


Figure 4 shows the type of new pensions processed for the 2<sup>nd</sup> QTR of each year. New pensions awarded for 2016 totaled **424**, an increase of approximately **24%** when compared to the same period in 2015. Of note, in 2016, there was a moderate increase of **35%** for new Age pension awardees.

Figure 4

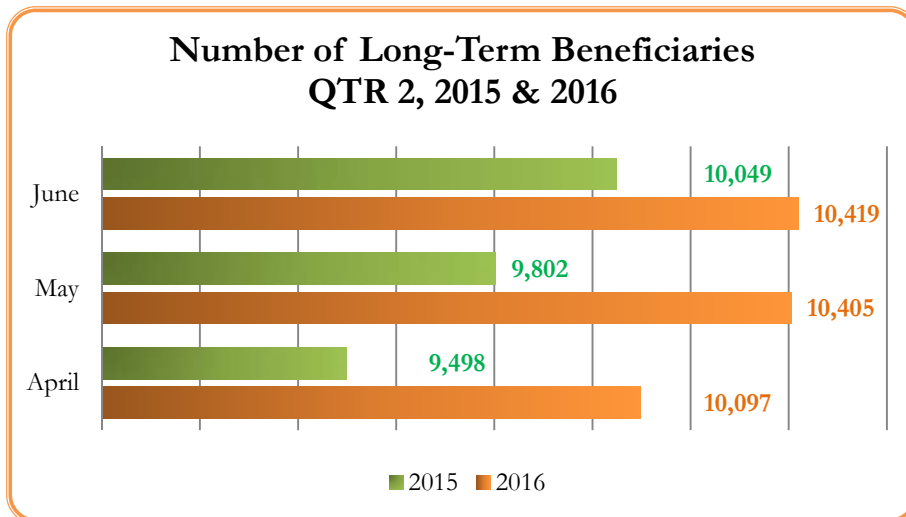


Figure 5 illustrates the total pensioners in receipt of a monthly pension during the 2<sup>nd</sup> quarter of the respective years.

Figure 5